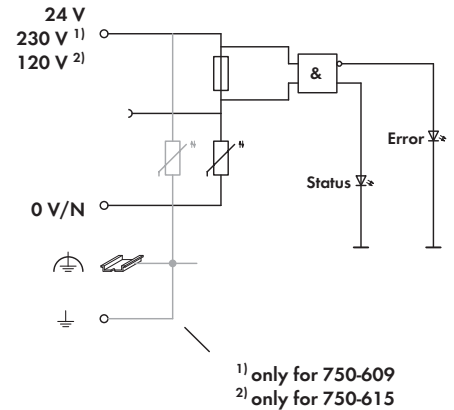
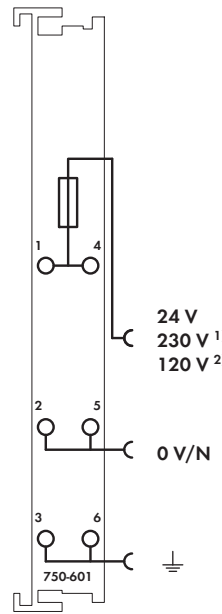
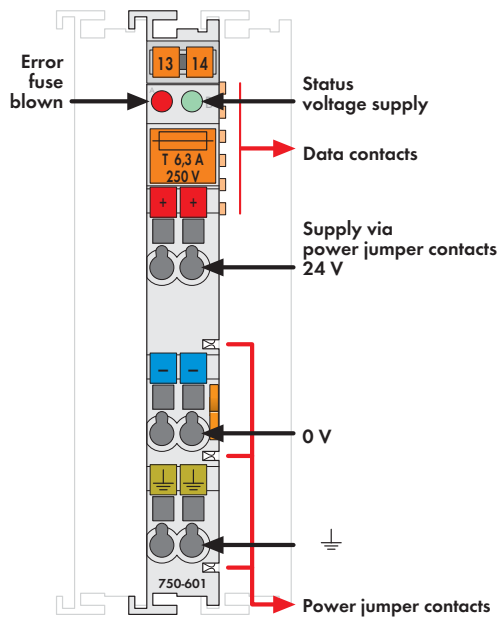


Supply Module 24 V DC / 24 V AC / 230 V AC / 120 V AC

with fuse carrier



Delivered without miniature WSB markers

The supply module provides field side power through the power jumper contacts.

Maximum available supply current to all connected modules is 6.3A. Should higher currents be necessary, intermediate supply modules must be added to the assembly. Supply modules may also be used to change the supply voltage to certain I/O modules within the assembly - on one fieldbus.

This module is fuse-protected (size 5 x 20mm). The fuse can be changed quickly, with ease, from the retractable fuse carrier.

A blown fuse is indicated by an LED.

Description	Item No.	Pack. Unit
24V DC Power Supply/Fuse	750-601	1
230V AC Power Supply/Fuse	750-609	1
120V AC Power Supply/Fuse	750-615	1
24V AC Power Supply/Fuse	750-617	1
Accessories		
Miniature WSB Quick marking system		
plain	248-501	5
with marking	see Section 11	
Approvals		
Conformity marking	CE	
Korea Certification	KC (750-609, -615, -617)	
Marine applications	ABS, BV, DNV, GL, KR, LR, NKK, PRS, RINA (750-601, -609)	
UL 508	Class I, Div. 2, Grp. ABCD, T4 ¹⁾	
ANSI/ISA 12.12.01	I M2 Ex d I Mb, II 3 G Ex nA IIC T4 Gc, II 3 D Ex tc IIIC T135°C Dc ¹⁾	
TÜV 07 ATEX 554086 X	Ex d I Mb, Ex nA IIC T4 Gc, Ex tc IIIC T135°C Dc ¹⁾	
IECEx TUN 09.0001 X	Ex d I Mb, Ex nA IIC T4 Gc, Ex tc IIIC T135°C Dc ¹⁾	
¹⁾ Does not apply to 750-617		

Technical Data	
Voltage via power jumper contacts (max.)	24 V DC (750-601) 230 V AC (750-609) 120 V AC (750-615) 24 VAC (750-617)
Current via power jumper contacts (max.)	6.3 A DC
Fuse	5 x 20; T 6.3 A (Fuse not included. Use UL recognized fuses only!)
Wire connection	CAGE CLAMP®
Cross sections	0.08 mm ² ... 2.5 mm ² / AWG 28 ... 14
Strip lengths	8 ... 9 mm / 0.33 in
Width	12 mm
Weight	56 g
EMC immunity of interference	acc. to EN 61000-6-2, marine applications
EMC emission of interference	acc. to EN 61000-6-4, marine applications